

# HSCORE

Smart • Speed • Save



**The First High Throughput  
Cell Counter Without Plastic Slides**


# Why Halo Counter is your choice?

## Stop Wasting, Start Counting.

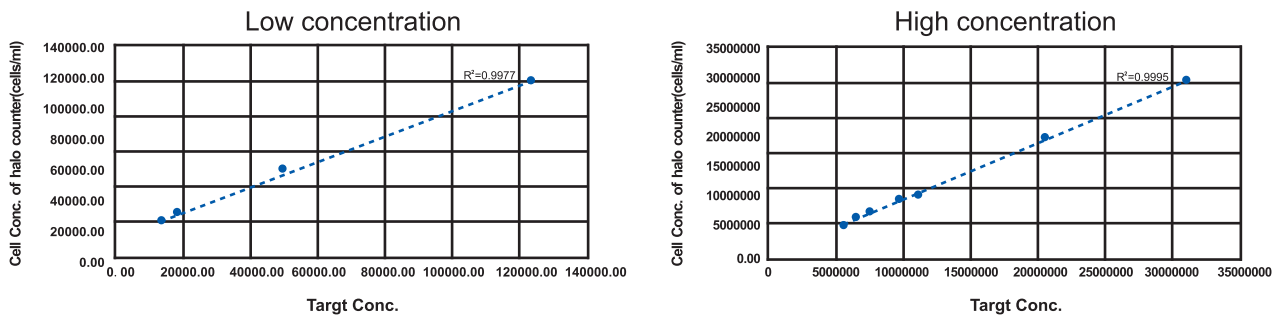
**Zero Consumables:** Innovative sample stage technology eliminates disposable plastic slides.

**Eco-Friendly Lab:** One Halo Counter saves thousands of slides annually, reducing your lab's cost and white plastics pollution significantly.

**Rapid Workflow:** Process up to 8 samples one time. Direct pipetting, counting, and one-wipe cleaning.

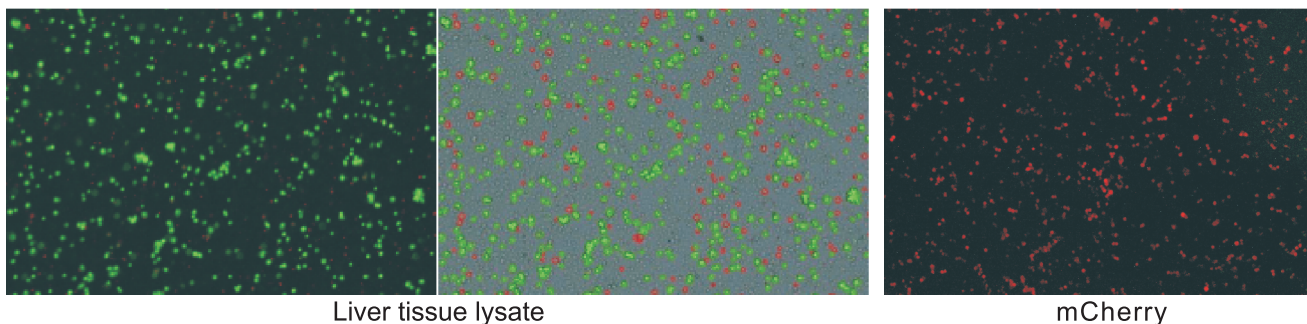


**AI Algorithm:** Deep learning neural networks identify cells in complex clusters with >99% accuracy.

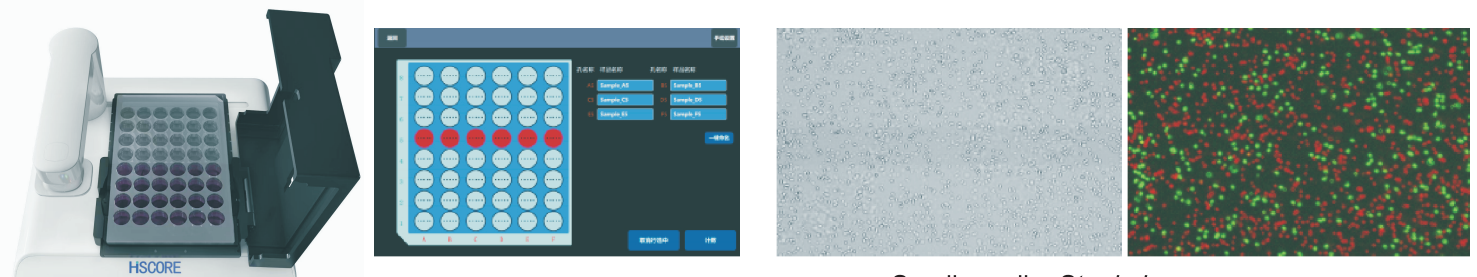


## Multi-Channel Fluorescence:

High-sensitivity AO/PI/GFP/mCherry imaging for viability and transfection assays.




**Versatile Modules:** adherent cell assay : GFP/RFP transfection efficiency, cell confluence



Halo BOX adherent cell assay adapter

Smaller cells: *Staphylococcus aureus*  
(diameter approximately 2-3 microns)

## Regulatory Compliance (21 CFR Part 11)



**Audit Trail:** Secure, computer-generated, time-stamped audit trails for all operations.

**Electronic Signatures:** Multi-level user access control and secure electronic signature binding.

**Data Integrity:** Reliable data storage with anti-tampering protection.

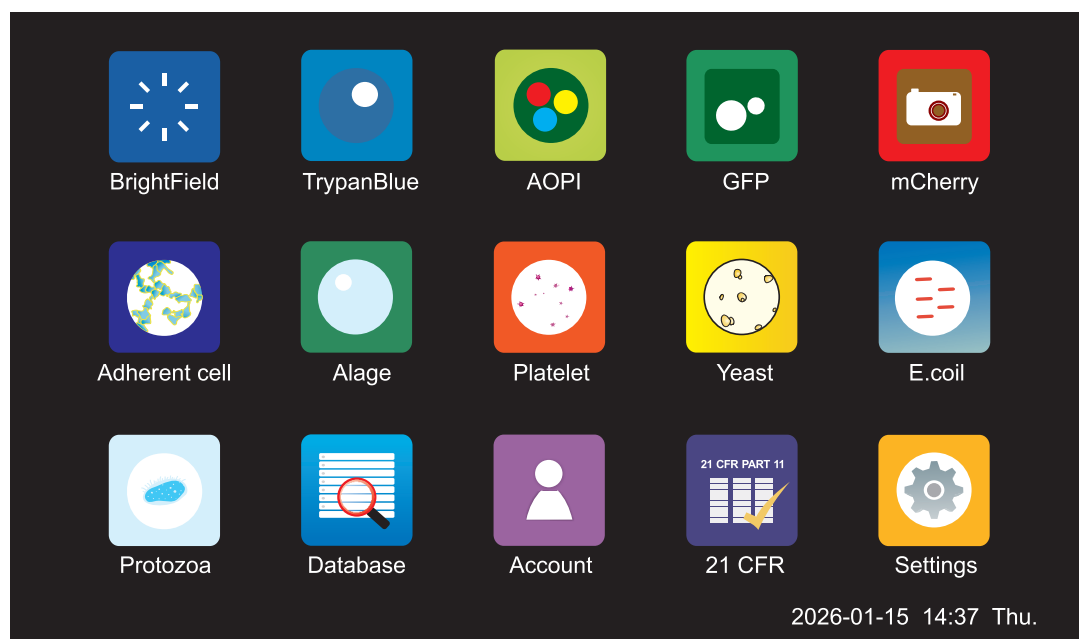
## Application

Cell sample(4X objective) cell line: primary cell, PBMC, NK, T-cell, stem cell and small cell *etc.*

Microbial sample( 10X objective): yeast, E.coil, Alage, blood platelet *etc.*

Both cell sample and microbial sample(4& 10X objective)

## User interface



## Selected Publication

Restoration of N-glycosylation via leucine-activated leucyl-tRNA synthetase 1 overcomes chemoresistance In intrahepatic cholangiocarcinoma **J. Hepatol. 2025**

Mitochondrial uptake and translocation by macrophages promotes vascular regeneration in peripheral ischemia **Bioactive Materials, 2025**

Whole genome analysis and in vivo safety assessment of probiotic candidate Lactobacillus acidophilus L177 **BMC Microbiol 2025**

Proteomics suggests the role of Cxcl12 secreted by hucMSCs in the treatment of lipopolysaccharide-acute lung injury **Microvascular Research 2025**

The Age-Dependent Anticancer Efficacy of Agaricus blazei Murill Polysaccharide in Colon Cancer **Molecular Nutrition Food Research 2025**

Neuronal activity-induced GLUT3 plasma translocation supports energy demands for memory acquisition **Communications Biology 2025**

## Technical Specs

	<b>Bright Field Cell Counter</b>	<b>Fluorescence Cell Counter</b>
Optics Channel	Bright Field, Typan Blue	Bright Field, Typan Blue, AOPI, GFP, mCherry
Diameter range	1-400um	0.8~400um
Concentration range	1x10 <sup>3</sup> ~3x10 <sup>7</sup> cells/ml	
Objective	4X or 4X&10X	
Excitation channel		488nm, 587nm LED
Model	HD-4/HD-8/HD-4+/HD-8+	HD-4FL/HD-8FL/HD-4FL+/HD-8FL+

### Contact Us:

Website: [www.hiscore-bio.com](http://www.hiscore-bio.com)

Email: [info@hiscore-bio.com](mailto:info@hiscore-bio.com)

LinkedIn: HISCORE Inc

